

# MARYJANES FARM

Sister Issue | September 2020



With some added pluck,

we came up with this easy way to click (er, cluck) your way back to the farm in between magazine issues. As with any fertile hen, we prefer to accomplish our work with regularity, on a daily basis. That's why, if you sign up to join our chatroom, **The Farmgirl Connection**, you'll be chatting away in no time, reading about each month's Farmgirl of the Month, joining swaps, bartering and bargaining all things collectible, and celebrating things like Apple Pie Sunday and Farmgirl Jubilee. Together, we find our way back to our farmgirl roots, back to healthful eating, and starward to our dreams. A sisterly cyber hug awaits you. Subscribe, join in, and sign up today!

"Autumn leaves  
don't fall, they fly.  
They take their  
time and wander  
on this, their only  
chance to soar."

- Delia Owens

© 2020 MaryJanesFarm • Moscow, Idaho

Print Shops: You have our permission to print this in color for your customer, one of our readers. We do not consider it a violation of our copyright.

- MaryJane Butters of MaryJanesFarm





Hello from Sister #1,  
True Blue Farmgirl MaryJane

## Apple Month & Apple Pie Sunday

It's that time of year again, when the sunsets appear earlier and the fruit trees begin to grace us with delicious treats. September is Apple Month, and we have Apple Pie Sunday coming right up (September 27)! I thought I'd share some delicious recipes and apple-related stories from our creative sisters on the chatroom with you—all as inspiration for your own apple endeavors for this Farmgirl holiday. ●

MaryJane

**FROM**  
**Blessed in Colorado**  
**True Blue Farmgirl**  
**Debbie L.**

Here is my recipe for Chunky Applesauce that I sent Quiltee (Linda O). I add a secret ingredient to give it a bit of heat. My hubby likes chunky applesauce, not smooth. My recipe came from the May *Real Simple* magazine; I just changed a couple of things.

### **Chunky Applesauce**

Makes approx. 2 1/2 cups. A nice fall treat!

4 Granny Smith apples, peeled and cut in chunks  
1/3 cup sugar  
1/4 cup water  
1 tsp. vanilla  
pinch of salt  
small bag of red-hot cinnamon candy

Combine the apple chunks with the 1/3 cup of sugar (although I do adjust it to taste, as we do not like our applesauce too sweet), 1/4 cup water, 1 tsp. vanilla, a pinch of salt, and a small bag of red-hot cinnamon candy in a small saucepan. Bring to a simmer and cook until the water is evaporated and the apples are tender (10–20 minutes, depending on the size of your apples). Once finished cooking, you can remove any of the candies that have not melted; your applesauce will have a bit of heat and cinnamon flavor.







**FROM**  
**Quiltee**  
**True Blue Farmgirl**  
**Linda**

**Apple Cinnamon Miracle Muffins**  
 (Eat three per day to lower cholesterol.\*)

2 1/4 cups oat bran cereal • 1/2 cup skim milk  
 1/4 cup brown sugar • 3/4 cup frozen apple juice concentrate  
 1 1/4 tsp. cinnamon • 2 Tbsp. vegetable oil  
 1 Tbsp. baking powder • 2 egg whites  
 1/2 cup raisins • 1 medium apple, cored and chopped

1. Mix the dry ingredients in a large bowl. Mix the milk, apple juice concentrate, egg whites, and oil in a bowl or blender. Add to the dry ingredients and mix. Add the chopped apple.

2. Line muffin pans with paper baking cups and fill with batter. Bake in a 425° F oven for 17 minutes. Makes 12 muffins. After cooling, store in refrigerator.

**NOTES:**

- Be sure to buy Oat Bran Hot Cereal, not oatmeal. I think Quaker is the best. Their oat bran is stocked near their oatmeal. It comes in a 16-ounce box. You'll need two boxes to make a double batch of muffins.
- Don't add water to the apple juice concentrate. Use it straight from the can.
- Since I'm too lazy to chop my apples, I use a tool that cores and divides the apple into eight pieces and put the pieces in the blender with the wet ingredients. Four short blasts on "chop" will do the job.
- Fill the baking cups with the batter. Muffins will expand but will not run over, so fill the cups to the top. Use all the batter to make 12 muffins.
- Baking time is critical. Use a timer and set it for exactly 17 minutes. When the timer rings, use a toothpick to test doneness. The toothpick should come out of the muffin just slightly tacky to the touch, not wet or dry. If you overbake by even a minute or two, you'll have dry muffins.
- One batch of muffins uses 6 ozs of apple juice concentrate. Since the concentrate comes in 12-oz cans, you can make two batches of muffins at a time. By the time the first batch is finished baking, you will have the second batch ready to put in the oven. You can make two batches from start to finish, including cleanup, in one hour.

\*Recipe from *The 8-Week Cholesterol Cure* by Robert E. Kowalski. This book contains many more muffin recipes using oat bran.

**FROM**  
**YellowRose**  
**True Blue Farmgirl**  
**Sara**

**Apple Pie Jam**  
 makes about 5 1/2 pint jars

6 cups diced peeled Granny Smith apples (about 6 apples)  
 2 cups apple juice or apple cider  
 2 Tbsp. bottled lemon juice  
 3 Tbsp. Ball classic pectin  
 1 tsp. ground cinnamon  
 1/2 tsp. ground allspice  
 1/4 tsp. ground nutmeg  
 2 cups sugar

1. Bring first 3 ingredients to a boil in a 6-qt stainless steel or enameled Dutch oven, reduce heat, and simmer uncovered 10 minutes, or until apples are soft, stirring occasionally.
2. Whisk in pectin and next 3 ingredients. Bring mixture to a full rolling boil that cannot be stirred down, over high heat, stirring constantly.
3. Add sugar, stirring to dissolve. Return mixture to full rolling boil. Boil hard 1 minute, stirring constantly. Remove from heat. Skim foam if necessary.
4. Ladle hot jam into a hot jar, leaving 1/4" headspace. Remove air bubbles. Wipe jar rim. Center lid on jar. Apply band and adjust to fingertip-tight. Place jar in boiling water canner. Repeat until all jars are filled. Put on canner lid.
5. Process jars 10 minutes, adjusting for altitude. Turn off heat, remove canner lid, and let jars stand 5 minutes. Remove jars and cool.



**FROM**  
**YellowRose**  
**True Blue Farmgirl**  
**Sara**

**Cream and Crumb Schnitz Pie**

*Food that Really Schmecks: Mennonite Country*  
Cooking by Edna Staebler

pastry for one-crust, 9" pie  
enough apples to fill up pie shell  
1 cup brown sugar  
3 Tbsp. butter  
1/3 cup flour  
2/3 cup thick cream (sweet, sour, or on the turn)  
3/4 tsp. cinnamon

1. Mix butter, sugar, and flour into crumbs.
2. Sprinkle half in bottom of shell.
3. Peel and core the apples, cut them in schnitz (segments), and arrange on top of crumbs.
4. Mix half of the reminding crumbs with the cream and pour over the apples.
5. Mix the cinnamon with rest of the crumbs and sprinkle over the top.
6. Bake at 425°F for 10 minutes, then at 350°F for about 1/2 hour.

**FROM**  
**Killarney**  
**True Blue Farmgirl**  
**Connie**







**WEALTHY.**  
 New and valuable. Tree hardy and productive. Flesh white, fine grained, tender.  
 December and February



**EXCELSIOR CRAB.**  
 A beautiful new hardy variety, originated with Peter M. Olden, of Excelsior, Minn. It is a seedling of the famous Wealthy apple, which it resembles in quality, and is a strong handsome growing tree. Ripens in early Fall, a little after the Duchess of Oldenburg; is one of the hardiest, hardiest and best of our new crabs. 5 to 6 feet.




**MAIDEN'S BLUSH.**  
 One of the most beautiful, grows very prolifically and affords the earliest quantity through the fall.



**JACOB'S SWIRE.**  
 A new apple which originated near Boston, and is considered as very valuable. Quality excellent. A strong stem and prolific bearer, and one of the few early ones lately introduced. Season December and January.





Cydnie Gray, Farmgirl #2396

Since moving to Moscow in the summer of 2012 to attend the University of Idaho, I've come to adopt this area as my home. I enjoy spending my time serving as a board member for a local non-profit, painting commission artwork, practicing photography, hiking, rock climbing, and finding ways to get involved in my community. After earning a Bachelor's Degree in Studio Art and Design, I excitedly joined the MaryJanesFarm team and discovered a vibrant community of organic-minded, Earth-passionate, and supportive women. I've come to realize, to live life inspired is what it means to be a part of the Sisterhood.

## Give Yourself Back to Nature

When was the last time you let yourself "fall into wild?" A week? A month? A year? When I'd heard of this term for the first time (from MaryJane), I didn't know the specifics of its definition, but somehow, it felt familiar to my soul.

2020 has been a year that has tested every form of strength and fortitude we have. In between work and personal life, I've been organizing within my own community to raise support for local businesses, start a civil rights group in town, and somehow keep my sanity through global pandemic, civil unrest, and climate emergencies. Typically, I embark on a road trip or backpacking trip during the summer to get some sort of vacation under my belt. However, as we all know, 2020 had some slightly different plans for all of us.

About midway through the year, I began to feel burned out, frayed at the ends, and an unshakable heaviness set in around my head and heart. I began to forget who I was and my own sense of agency eluded me. This was not right. I decided I had to plan an escape to put things back into perspective. The best way to do that for me is to be in or near water, so I jumped at the opportunity to take a quick trip down to the Selway River in Idaho.

These are a few moments I jotted down in the journal I take with me on adventures and outings I don't want to forget:

-----

After setting up camp and starting a little fire, we gathered around and chatted the rest of the evening away, savoring the slowness of these moments. When I went out to the river, the lower lighting allowed me to see the entire night sky, clear as crystal. Millions of balls of light, the Milky Way, countless shooting stars. I stood there, mouth agape, eyes as wide as they could possibly be, just taking it all in. Instead of perceiving the sky as moving and changing, it was like I could feel the Earth moving as an extension of myself. I felt grounded, connected. And absolutely in awe.

-----

The minute we arrived at the very unofficial campsite on the bank of the river, we'd realized we'd scored an instant gem. Our campsite was a small cove of sand and river



continued...


rock, surrounded by trees on one side, the river on the other. Right on the edge of the water, there was a giant, flat rock. It was about 4 feet tall and measured about 3 yards wide and 4 yards long. Forget the tents, I knew where I was sleeping that night. We managed to set up camp in the dark, my sleeping arrangements being a sleeping pad, a sleeping bag, and a crinkly emergency blanket (just in case) atop my sleeping boulder. I was thrilled to tuck in and surrender to sleep with the stellar display of the cosmos above me. The only mental barrier I had to overcome was the feeling of bugs crawling—I **was** sleeping in their habitat. In a moment of peace, I reminded myself that they're doing what they do, just living their best bug life, and they're not harming me. Soon after that realization materialized in my head, a wave of calm swept over me and I easily drifted off to sleep, bugs and all.



I awoke to myself stirring to the sounds of the river and the emergency blanket crinkling like a package of pop tarts. It made me smile. The sky that had “just” been black velvet and speckled was now pure cerulean. I hatched from my crinkle-cocoon and breathed deep gulps of crisp morning air. I had enough clarity of mind to search for my toothbrush and toothpaste and brushed my teeth while looking at the river’s surface, flowing calmly and reflecting an abstract version of the sight in front of me. I felt rested. Possibly the most rested I've been in all of 2020. What even was the time? 5:30 a.m.? Almost light? A quarter-rotation on the earth’s axis? Time was too rigid for life out here. All I knew was that the sun was beginning to touch the trees, peeking around the riverbend, and that was enough for me.

---

As I was lost in watching the flowing river, a curious chipmunk crested the bedrock, popping its head and torso over the ledge. It froze when it saw me and we locked eyes. We witnessed each other in mutual curiosity before it turned back and carried on going another route. A pair of ducks lazily floated into my






continued...

view from upstream. They were a picture of calmness until one began running atop the surface of the water, propelling itself forward, leaving a jet of river spray trailing behind it. In a moment, they were under the surface, submerged and hunting. Once they returned from their plunge, the pair simply floated on to whatever serenity awaited them further downstream.

As I walked along the sandy bank, barefoot, gazing at the glistening sand, I happened across a stunningly beautiful white moth, lying on its back. It had a luxuriously furry plumage around its head and its legs were all curled up, wings closed, as it lay there surrounded by ants. I gently scooped under its body into the sand to hold it in my hand. I had a moment of bittersweet thought at this peculiar creature's stillness, presumed death. I marveled at its delicate, yet intricately designed body, examining the sheen of its wings and the peculiar spots on its abdomen for what seemed like a while. While I was gawking at this wonderful little bug, its left leg twitched and it jumped back to "life." Back on its feet, the moth wandered around my hand for a moment, taking in the unusual, probably salty, terrain. In a moment, it opened its wings and fluttered away. I had the curious thought of what it was perceiving all that time in my hand. Was it gazing at this strange giant the same way I was marveling at it?



One of my campmates struggled with "falling into wild." While we were scanning the bank for precious stones and river critters, she opened up about the difficulty of letting go, escaping routine, and being comfortable with not doing anything. For her, and for a lot of people, myself included sometimes, daily life often requires a routine. Especially in society. I understood all too well where she was coming from. It's hard to let go. To relax. To relinquish the facade of control and abandon the need to be doing something at all times. To enjoy existing without needing to be productive. That can be a difficult task. Doing so opens you to discomfort and vulnerability, but I think it also opens you to growth. It's stepping out of your comfort zone and relying on your own capabilities and operating from a state of acceptance and presence. She mentioned how surprising it was that I'd decided to sleep on a literal rock, without shelter. When she brought this up to me, I realized I hadn't thought anything of it. I saw a perfect opportunity to enjoy nature in its finest form and I did it, simply because I wanted to.

---

Later that morning, we set off to float the Selway. A few hours of pure relaxation, water, and sun. What more can you ask for? The Selway is a beautiful river, and it was an incredible show of nature and elements. The ease of floating is a lesson in itself to let go and let the current take you. I felt so at peace and so comfortable in my own skin. I repeatedly had to



continued...

soak it in, whatever “it” was. Even as I lay there, neck relaxed, a smile pulling the corners of my lips toward the sun, I couldn’t help but feel grateful for being 100 percent present.

---


For the most part, the river was easy-going. There were a few rapids we had to navigate around, but most of the river was kind to us. At one point, we hit some whitewater that tested our inner tubes and our resilience. In most other instances of choppy water, I had worried a little about the cooler. But each time, it had made it out just fine with our sandwiches and refreshments intact. This time, I decided to drop the worry and just trust. It was rocky and intense, and we certainly got tossed around a bit and thoroughly drenched. But we made it to the other side—alive, exhilarated, and mostly intact. One of my mates noticed we’d lost the cooler lid to a surge of water and it was swept out of sight. I was really disappointed by this. I didn’t want to tarnish Mother Nature after she’d given me so much energy. We celebrated our moment of exhilaration, until someone called out they saw the lid! I’m not even sure how far away. But far. I didn’t care, I was so stoked. None of the premature worry stopped us from losing the lid, but now I had a chance to get it back. I jumped in.

Swimming is one of my favorite sensations in the world; you’re weightless, enveloped by satin-cool blue silk. I soared through the water. My arms glided in slow motion, sweeping open and then circling back up to pierce my way forward. It was a beautiful feeling. It was peace. Serenity in action. My arms began to tire, but I wasn’t there yet. Eventually, I reunited with the cooler lid and brandished it above my head like a trophy for “Leave No Trace.” Cheers resounded.

---

These are the moments I live for. The moments I feel most connected.

Don’t forget to get back out into nature and pay your respects. And don’t forget to be grateful for every moment you get to fall back into wild. ●



Selway River



**Remember,  
you're among  
friends.**



**Only you can prevent forest fires.**





## Sharing Farmgirl Stories, Near and Far

Here are some highlights from our Sisters and friends from the chatroom, email shares, and Merit Badge Awardees:

**Wendy Fisher (#8091) has received a certificate of achievement in Each Other for earning a Beginner Level Bibliophile Badging Merit Badge!**

"Last weekend, I went through all my bookshelves to centralize all the books I've collected and never read. I then culled that stack to a "summer reading" TBR stack, and cleared off a shelf to house my "summer library" (the stack is too big for the bedside table). I deliberately tried to balance fiction and non-fiction as well as diversifying both authors and subject matter. I have a baker's dozen of books that I will push myself to read by Labor Day.

I always like getting my summer reading ready, and "shopping my bookshelf" while also trying to expand my reading horizons was fun. I also like seeing my curated collection in one place—it's a great reminder to read more! I also took a picture and posted it on my Instagram feed—I love getting new book recommendations from friends."



**Kristin Sievert, (Kristin Sievert, #6020) has received a certificate of achievement in Farm Kitchen for earning a Beginner Level Apples Merit Badge!**

"Did all my research—quite a bit for this badge! Stopped at an orchard and picked up a couple different varieties. Posted a couple of tidbits on the chat board. It went great.

Lots of research, which was fine, I found it very interesting. It led me down the rabbit hole on the topic of heirloom varieties. Last fall, when we had so many apples, I briefly wondered if I could try making my own apple-cider vinegar, but those 5 seconds passed and I returned to sanity.

Stopped at an orchard while we were coming back from a vacation. The Mississippi River byway has lots of orchards, so we planned on stopping on the way home. I didn't get any of my favorites (Honeycrisp) but were able to try 2 different MN varieties. I picked up 2 more at the grocery store. Wasn't impressed with any of them.

Posted about the University of MN Extension Service because they have developed some of the most famous varieties—Haralson and Honeycrisp, just to mention a couple top ones. Also posted about the heirloom tree hunters."





**Hennie Collazo (Henc, #8088) has received a certificate of achievement in Stitching & Crafting for earning an Intermediate Level Aprons Merit Badge!**

"I made a full-size apron this time in bright colors; my ceramic class loved it. My friend snagged the half apron. I'm keeping this one. I think I did okay, although the seam line isn't as straight as I'd like."

I am beginning to like this "work from home" thing. Lunch hour has turned into a sewing fest. I have made around 300 face masks in different sizes.

Gave every one of them away.

For my last mask, I decided to find pretty fabric and embellish with beads, lace, and tulle. Above is a mask I made for my sister and me. Four hours of love went into this. I hope the entire Sisterhood is making the best out of these tough times. I am trying not to waste a moment.

– Lynne, Tempe, AZ

**Andrea Garey, (AndreaPA, #8166) has received a certificate of achievement in Cleaning Up for earning a Beginner Level Recycling Merit Badge!**

"Recycling isn't something we have really thought about, since we burn most of our garbage. I think my grandmother would be ashamed of me. She was recycling in the 1970s, when most people didn't even know what that was. I remember her stomping on soda cans and putting them in a paper bag. She kept her newspapers in a stack ready to wrap with twine. She always said someday, the dumps are going to fill up and then what is everyone going to do with their trash? My mother (her daughter-in-law) said she was nuts.

I went to the township website to see what I could find out about the recycling program. I know there are dumpsters for recycling near the township building. I clicked on the link for recycling and there was absolutely no information. Nothing. A completely blank page. I know they were closed at the beginning of Covid for the safety of employees. They didn't want employees handling the materials. I thought the website would at least say they were closed if that was the case.

Next, I went to the county website. Turns out the recycling center in my township is actually run by the county. They have a nice table of acceptable and unacceptable items that I will be printing and putting on my refrigerator. There's a note at the bottom of the page: ALL items must be clean, dry, and placed into a transparent bag. They seem to be very serious about junk mail, it is mentioned several times: "No Junk Mail"!


I learned weekly "county-wide" curbside pickup is available by calling a local waste-removal company. I don't think we will use this since the recycling center isn't very far. Next time I go shopping, I will be picking up some clear plastic bags and will be working on the next level of this badge."



continued...

**JeanP**  
**True Blue Farmgirl**  
**Jean**  
**Deary, ID**

It's been interesting listening to all the post-office comments. Our little post office had to close 8 months ago due to severe maintenance issues in the leased building. This photo shows the results. The postal workers in our "taco truck" deserve a very special place in heaven. They have survived a north Idaho winter and the ire of many disgruntled residents. It's not their fault and they have dealt with the inconvenience and unfairness of it all with dignity, grace, and good humor. Sometimes the mail has been a tad slower, but all in all, we've still received and sent safely and accurately ... except when I make a mistake. One of the angels there even corrected my recent faux pax when I transposed numbers in a zip code. Just had to offer this little pat on the back to my mail angels.



"Winter is an etching, spring a watercolor, summer an oil painting and autumn a mosaic of them all."

- Stanley Horowitz

continued...





## Big welcome to our new and renewing Sisterhood members!

May 1, 2020 to Sept 1, 2020

Alicia Markov-Newan  
 Amanda Adkins  
 Amber Ayers  
 Amie Thomas  
 Amy Cornelius  
 Amy Berigtold  
 Amy Moberg  
 Andrea Garey  
 Angel Rawls  
 Angela Dreesman  
 Angela Mudd  
 Anita Price  
 Anne De Leon  
 Annette Theopolos  
 Audra Silva  
 Barbara Criss  
 Barbara Goedde  
 Barbara Rae Swaniger  
 Belle Olszewski  
 Bonnie Rudolph  
 Brandi Ferry  
 Brenda Alberding  
 Brenda Bennett  
 Brianna Ecklid  
 Carrie Williams  
 Cheryl Herron  
 Cheryle Duffy-Lehrer  
 Chloe Olszewski  
 Christine Ellis  
 CJ Armstrong  
 Claudia Barrett  
 Connie Warren  
 Corey LeBoeuf  
 Dana Sanders  
 Dana Manchan  
 Dana Sharp  
 Dayna Gilman  
 Debbie Sliwa  
 Deborah Murphy

Deborah A. Hoard  
 Deborah A. Horn  
 Diana Crutchfield  
 Diana Nelson  
 Dodie Armstrong  
 Donna Doyle-Lucas  
 Donna Everhart  
 Dorothy Welbourne  
 Dwanna Whitener  
 Elaine Redner  
 Elisabeth Owen  
 Elise Lind  
 Elizabeth Wood  
 Erica Taylor  
 Gail Karls  
 Gayle Saunders  
 Gretchen Olszewski  
 Gwendolyn Deaton  
 Hannah Frankowski  
 Heather Martz  
 Heather McJunkin  
 Heather Lynn Martin  
 Hennie-Lea Collazo  
 Holly Perdue  
 Holly Nichols  
 Ida Jane Rooney  
 Jacqui Sams  
 Jaime Perz  
 Jami Brantley  
 Janet Millan  
 Janet North  
 Janice Carey  
 Janice-Shaw Alford  
 Jeannette Larson  
 Jeannie Pierce  
 Jenni Owen  
 Jennifer Kuszyb  
 Jennifer Osswald  
 Jennifer Love

Jennifer Miller  
 Jessica Campbell  
 Jill Huyck  
 Jill Yelland-DeMooy  
 Joan Coxton  
 Joann Brogan  
 Joanna Green  
 Joanna Vaughan  
 Joanne Clyde  
 Jonna Tyler  
 Joy Sander  
 Judith Baker  
 Julie Ford  
 Julie Mendelsohn  
 Julie Kram  
 Jutta Maraun  
 Karen Spires  
 Katherine Osborn  
 Kathryn Scarabino  
 Kelly Bolsta  
 Kelly Timmins  
 Kelly Jarr  
 Kelly Beresford  
 Kelsi Williams  
 Kendra Stuck  
 Kiera Summerville  
 Kimberley Thomas  
 Kimberly Bedtelyon  
 Kimberly Allen  
 Kristen Silvers  
 Laura Knippers  
 Lauren Clerc  
 Lauri Neumann-Grable  
 Lesa Pierce  
 Lily D'Angelis  
 Linda Huffman  
 Linda Terry  
 Linda Heidel  
 Linda Hulbert

Linda Stark  
 Linda Ballard  
 Lisa Bramblet  
 Lisa Leatherman  
 Lizi Jackson  
 Loretta Celestino  
 Lou Ann Rudeseal  
 Loyce Krogel  
 Marcelina Lundy  
 Marcia Good  
 Marcia Hansen  
 Marilyn Godfrey  
 Marlene Cryar  
 Martha Kessler  
 Martha Jayne Fouche  
 Marti Wynne  
 Mary Sheire  
 Mary Barnes-Palty  
 Mary Ellen Eckels  
 Marybeth Smith  
 Marysue Baker  
 Maureen Justice  
 Melida Freego  
 Melissa Test  
 Melissa McCormick  
 Michelle Webb  
 Monique Colizzi  
 Nancy Wagner  
 Nancy Evans  
 Nancy Diercks  
 Nichelle Miyakoshi  
 Nicole Waples  
 Nicole Campbell  
 Patricia Vannoy  
 Patricia Krejca  
 Peggy Smith  
 Phyllis Skalko  
 Polly Winkelvoss  
 Rachelle Johnson



continued...

Rebecca White  
Renee Lederer  
Ritamarie Thomas  
Roberta Beauchamp  
Rose Cannella  
Rosemarie Diederick  
Rosemary Sissons  
Rosey Bacon  
Sallie Dee Walker  
Sally Kramer  
Sandra Colacino  
Sandy Japhet  
Sara Knight  
Sarah Erwin  
Shannon Veneziale  
Shari Doty  
Sharon Guenther  
Shellee Fioravanti  
Stella Jack  
Stephanie Powers  
Stephi Johnson

Sue Stein  
Susan Addison  
Susan Leto  
Susan McNiesh  
Susan Outlaw  
Susan Rice  
Tammy Massey  
Tammy Klepinger  
Tammy Rakoczy  
Tammy Shamlin-Hansen  
Tamsen Stainbrook  
Tara Guffy  
Tawanna Yelton  
Teresa Clerc  
Terri May  
Theresa Atkinson  
Tonija Fidler  
Valerie Phillips  
Vera Madak  
Vicki Meeds  
Vicki Krissel Allen

Victoria Crawford  
Victoria Karpinski  
Wanda Byford  
Wendy Fisher  
Wendy Fisher  
Wendy Curling  
Yvonne Modarres







“And all the lives  
we ever lived and  
all the lives to be  
are full of trees and  
changing leaves.”

– Virginia Woolf





# Sisterhood & Farmerette Merit Badge Awardees

May 1, 2020 to Sept. 1, 2020

**Amy Berigtold: PinkPolkaDotPullet, #7844**

Beginner badge: Stitching & Crafting / Embroidery

Beginner badge: Garden Gate / Backyard Farmer

**Amy Moberg: Amy Moberg, #8115**

Beginner badge: Stitching & Crafting / Buttoned Up

**Andrea Garey: AndreaPA, #8166**

Beginner badge: Cleaning Up / Recycling

Beginner badge: Outpost / Speak for the Trees

**Annette Widmark: Annette Widmark, #6518**

Beginner badge: Garden Gate / Backyard Farmer

Beginner badge: Stitching & Crafting / Spinning

Beginner badge: Each Other / Community Service

Beginner badge: Stitching & Crafting / Quilting

Beginner badge: Cleaning Up / Recycling

**Beth O'Nyon: Beth Onyon, #8065**

Beginner badge: Outpost / Rocks and Minerals

**Brittany Willson: backwoodsbritt, #7897**

Beginner badge: Cleaning Up / Recycling

Beginner badge: Each Other / Entrepreneurial Spirit

Intermediate badge: Each Other / Entrepreneurial Spirit

**Cassie Thompson: Cassie Thompson, #8020**

Intermediate badge: Garden Gate / The Secret Life of Bees

Beginner badge: Cleaning Up / Recycling

Intermediate badge: Cleaning Up / Recycling

Expert badge: Cleaning Up / Recycling

**Connie Harrington: SpinGal7, #6777**

Beginner badge: Outpost/ Buzzin' Around

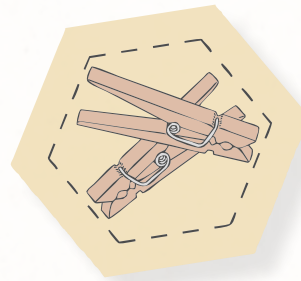
Intermediate badge: Outpost / Buzzin' Around

**Darla Armstrong: cowgirlup@21, #4397**

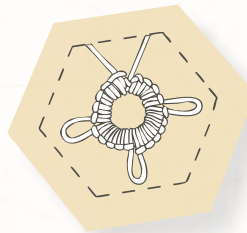
Beginner badge: Make It Easy / Collect It!

Intermediate badge: Make It Easy / Collect It!

Expert badge: Make It Easy / Collect It!



CLICK HERE TO  
READ ABOUT MERIT  
BADGE AWARDEES.





continued...

Beginner badge: Outpost / Speak for the Trees  
Beginner badge: Make It Easy / Make It Pretty  
Beginner badge: Stitching & Crafting / Buttoned Up  
Intermediate badge: Garden Gate / Birds  
Beginner badge: Outpost / Farmgirl's Best Friend  
Intermediate badge: Outpost / Farmgirl's Best Friend  
Expert badge: Outpost / Farmgirl's Best Friend

**Deborah Mraz: Gijanedoe, #7866**

Beginner badge: Garden Gate / Horse Dreams  
Beginner badge: Garden Gate / Bee Good to your Mother Earth  
Beginner badge: Garden Gate / Backyard Farmer  
Beginner badge: Garden Gate / Gaining Ground

**Donna Albright: #7827**

Beginner badge: Stitching & Crafting / Sew Wonderful  
Intermediate badge: Stitching & Crafting / Sew Wonderful

**D Percy: #8125**

Beginner badge: Make It Easy / Furniture Makeover  
Intermediate badge: Make It Easy / Furniture Makeover  
Beginner badge: Outpost / Wild Game  
Intermediate badge: Outpost / Wild Game  
Expert badge: Outpost / Wild Game  
Beginner badge: Make It Easy / Carp-hen-try  
Intermediate badge: Make It Easy / Carp-hen-try  
Beginner badge: Make It Easy / Grease Chicks  
Intermediate badge: Make It Easy / Grease Chicks  
Expert badge: Make It Easy / Grease Chicks

**Hadassah Schaap (mentoring sister: Heidi Schaap, JustPlainHeidi, #3752)**

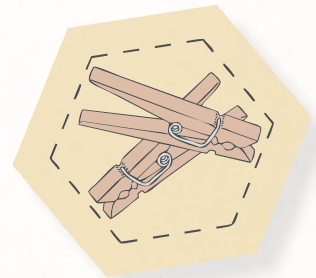

Beginner badge: Stitching & Crafting: Nellie Will-do  
Beginner badge: Make It Easy / Collect It!

**Hannah Frankowski: GinnyBelle, #6994**

Beginner badge: Garden Gate / Herbs  
Intermediate badge: Garden Gate / Herbs  
Beginner badge: Make It Easy / In the Garden  
Intermediate badge: Make It Easy / In the Garden  
Beginner badge: Outpost / Speak for the Trees  
Intermediate badge: Outpost / Speak for the Trees  
Expert badge: Outpost / Speak for the Trees  
Beginner badge: Stitching & Crafting / Aprons  
Beginner badge: Make It Easy / Let's Get Physical  
Intermediate badge: Make It Easy / Let's Get Physical  
Beginner badge: Stitching & Crafting / Sew Wonderful  
Beginner badge: Outpost: 'Out There' Women  
Beginner badge: Outpost: Outstepping  
Intermediate badge: Each Other / Civic Heritage  
Expert badge: Each Other / Civic Heritage

**Heather Martz: Heather Ann Martz, #8097**

Beginner badge: Each Other / Know Your Roots






continued...

Beginner badge: Each Other / Bibliophile Badging

**Hennie Collazo: Henc, #8088**

Beginner badge: Make It Easy / Make It Pretty  
Beginner badge: Make It Easy / In the Garden  
Beginner badge: Stitching & Crafting / Sew Wonderful  
Beginner badge: Outpost / 'Out There' Women  
Beginner badge: Garden Gate / Herbs  
Intermediate badge: Garden Gate / Herbs  
Beginner badge: Garden Gate / Birds  
Beginner badge: Outpost / Outstepping  
Beginner badge: Cleaning Up / Going Green  
Beginner badge: Stitching & Crafting / Aprons  
Beginner badge: Farm Kitchen / Recipes  
Beginner badge: Each Other / Reading, 'Riting, and 'Rythmatic  
Beginner badge: Each Other / Greatest Generation  
Intermediate badge: Stitching & Crafting / Aprons  
Beginner badge: Stitching & Crafting / Crochet  
Beginner badge: Make It Easy / Let's Get Physical  
Beginner badge: Farm Kitchen / Food Allergy Awareness  
Beginner badge: Cleaning Up / Shopping Green




**Hilary Syddall: KnyttWytch, #6958**

Beginner badge: Stitching & Crafting / Nellie Will-do

**Jennifer Ettlin: MsKathleen, #7128**

Beginner badge: Stitching & Crafting / Sew Wonderful  
Intermediate badge: Cleaning Up / Going Green  
Beginner badge: Each Other / Public Service  
Beginner badge: Each Other / Get 'er Done  
Beginner badge: Each Other / Know Your Roots  
Beginner badge: Stitching & Crafting / Quilting  
Beginner badge: Each Other / Bibliophile Badging  
Beginner badge: Each Other / Reading, 'Riting, and 'Rythmatic

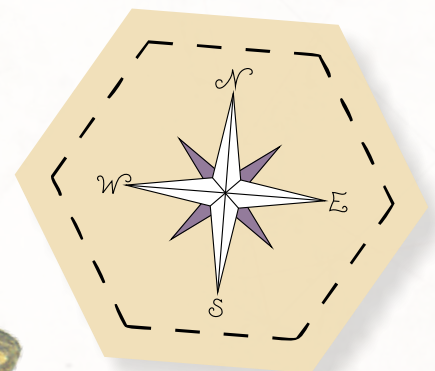


**Jill Yelland-DeMooy: Jill Yelland-DeMooy, #6748**

Beginner badge: Make It Easy / Let's Get Physical  
Beginner badge: Each Other / Farmgirl Grammar  
Beginner badge: Stitching & Crafting / Spinning  
Intermediate badge: Stitching & Crafting / Spinning

**Judith Baker: SitchinWitch, #7932**

Beginner badge: Stitching & Crafting / UFOs  
Intermediate badge: Stitching & Crafting / UFOs  
Beginner badge: Stitching & Crafting / Quilting  
Intermediate badge: Stitching & Crafting / Quilting  
Beginner badge: Each Other / Her-story  
Beginner badge: Stitching & Crafting / Cross-Stitch  
Intermediate badge: Stitching & Crafting / Cross-Stitch  
Beginner badge: Each Other / Languages/Culture  
Intermediate badge: Each Other / Languages/Culture  
Expert badge: Each Other / Languages/Culture  
Beginner badge: Each Other / Civics Challenge  
Intermediate badge: Each Other / Civics Challenge





continued...

Expert badge: Each Other / Civics Challenge  
Beginner badge: Cleaning Up / Shopping Green  
Intermediate badge: Cleaning Up / Shopping Green  
Expert badge: Cleaning Up / Shopping Green  
Beginner badge: Cleaning Up / Green Energy  
Intermediate badge: Cleaning Up / Green Energy

**Julie Mendelsohn: Julie Mendelsohn, #7842**

Beginner badge: Stitching & Crafting / Dyeing for Color  
Intermediate badge: Stitching & Crafting / Dyeing for Color  
Expert badge: Stitching & Crafting / Dyeing for Color

**Kim Wienzierl: #7997**

Beginner badge: Stitching & Crafting / Crochet  
Beginner badge: Stitching & Crafting / Aprons  
Beginner badge: Stitching & Crafting / Buttoned Up  
Beginner badge: Stitching & Crafting / Cross-Stitch

**Kelsi Williams: Kelsi R Williams, #8095**

Beginner badge: Cleaning Up / Shopping Green  
Beginner badge: Each Other / Farmgirl Shutterbugs  
Beginner badge: Each Other / Community Service  
Beginner badge: Each Other / Know Your Roots  
Beginner badge: Each Other / Bibliophile Badging  
Beginner badge: Stitching & Crafting / Knitting  
Beginner badge: Cleaning Up / Recycling  
Intermediate badge: Cleaning Up / Recycling  
Beginner badge: Cleaning Up / Water Conservation  
Beginner badge: Each Other / Lend a Hand to Families  
Beginner badge: Garden Gate / Backyard Farmer  
Beginner badge: Garden Gate / Birds  
Beginner badge: Garden Gate / Herbs

**Kristin Sievert: KESinMN, #6020**

Beginner badge: Each Other / Know Your Roots  
Beginner badge: Each Other / Families Forever  
Beginner badge: Farm Kitchen / Get It Together  
Beginner badge: Garden Gate / Bee Good to Your Mother Earth  
Intermediate badge: Garden Gate / Bee Good to Your Mother Earth  
Beginner badge: Garden Gate / Herbs  
Beginner badge: Garden Gate / Birds  
Beginner badge: Make It Easy / Mindfulness Meditation  
Beginner badge: Each Other / Civics Challenge  
Intermediate badge: Each Other / Civics Challenge  
Expert badge: Each Other / Civics Challenge  
Beginner badge: Cleaning Up / Green Energy  
Beginner badge: Garden Gate / Gaining Ground  
Intermediate badge: Garden Gate / Gaining Ground  
Beginner badge: Farm Kitchen / Apples  
Beginner badge: Farm Kitchen / Bread Making  
Beginner badge: Farm Kitchen / Know Your Food  
Beginner badge: Cleaning Up / My Fair Farmgirl  
Intermediate badge: Cleaning Up / Shopping Green  
Beginner badge: Make It Easy / Carp-hen-try

"Autumn is the  
mellow season,  
and what we lose  
in flowers we more  
than gain in fruits."

- Samuel Butler






Intermediate badge: Make It Easy / Carp-hen-try


**Lily D'Angelis: #8098**

- Beginner badge: Cleaning Up / Water Conservation
- Beginner badge: Cleaning Up / Shopping Green
- Beginner badge: Cleaning Up / Recycling
- Intermediate badge: Cleaning Up / Recycling
- Expert badge: Cleaning up / Recycling
- Beginner badge: Each Other / Bibliophile Badging
- Beginner badge: Each Other / Civics Challenge
- Intermediate badge: Each Other / Civics Challenge
- Expert badge: Each Other / Civics Challenge
- Beginner badge: Farm Kitchen / Pay It Forward
- Beginner badge: Farm Kitchen / Recipes
- Beginner badge: Farm Kitchen / Palate Pleasers
- Beginner badge: Farm Kitchen / Cheesemaking
- Beginner badge: Farm Kitchen / Canning
- Beginner badge: Stitching & Crafting / Scrapbooking
- Beginner badge: Cleaning Up / Going Green



**Malinda Niper: Malinda Niper, # 8119**

- Beginner badge: Cleaning Up / Recycling
- Intermediate badge: Cleaning Up / Recycling
- Expert badge: Cleaning Up / Recycling



**Melissa Test: Miscrafter, #7835**

- Beginner badge: Garden Gate / The Secret Life of Bees

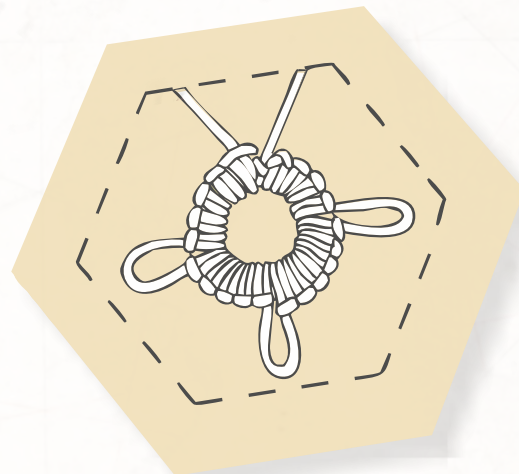
**Rosemary Sissons, BeachGirlLakeGal, #8082**

- Beginner badge: Outpost / 'Out There' Women



**Ruth Ann Kutemeier: Ruth Ann Kutemeier, #4072**

- Beginner badge: Outpost / Pampered Pets
- Intermediate badge: Outpost / Pampered Pets
- Expert badge: Outpost / Pampered Pets
- Beginner badge: Each Other / Know Your Roots
- Intermediate badge: Each Other / Know Your Roots
- Expert badge: Each Other / Know Your Roots
- Beginner badge: Garden Gate / Rootin' Tootin
- Intermediate badge: Garden Gate / Rootin' Tootin
- Expert badge: Garden Gate / Rootin' Tootin
- Beginner badge: Farm Kitchen / Recipes
- Intermediate badge: Farm Kitchen / Recipes
- Expert badge: Farm Kitchen / Recipes
- Beginner badge: Farm Kitchen / Bustin' Out
- Intermediate badge: Farm Kitchen / Bustin' Out
- Expert badge: Farm Kitchen / Bustin' Out



**Miranda Pace: Miranda Pace, #7800**

- Beginner badge: Stitching & Crafting / Aprons

**Sadie Terpstra-Schwab: Sadie Terpstra-Schwab, #8118**

- Beginner badge: Each Other / Community Action
- Beginner badge: Outpost / Speak for the Trees



continued...

Intermediate badge: Outpost / Speak for the Trees  
Expert badge: Outpost / Speak for the Trees  
Beginner badge: Outpost / Fishing  
Intermediate badge: Outpost / Fishing  
Expert badge: Outpost / Fishing  
Beginner badge: Make It Easy / Grease Chicks  
Intermediate badge: Make It Easy / Grease Chicks  
Beginner badge: Cleaning Up / My Fair Farmgirl  
Beginner badge: Garden Gate / Bee Good to Your Mother Earth  
Beginner badge: Stitching & Crafting / Sew Wonderful  
Intermediate badge: Stitching & Crafting / Sew Wonderful  
Expert badge: Stitching & Crafting / Sew Wonderful  
Beginner badge: Cleaning Up / Water Conservation  
Beginner badge: Outpost / Rocks and Minerals  
Beginner badge: Outpost / Rocks and Minerals

**Sandy Davis: Sandy Davis, #8063**

Beginner badge: Each Other / Blogging  
Intermediate badge: Each Other / Blogging  
Beginner badge: Cleaning Up / Going Green  
Beginner badge: Cleaning Up / Shopping Green  
Beginner badge: Farm Kitchen / Get It Together  
Intermediate badge: Farm Kitchen / Get It Together  
Beginner badge: Make It Easy / Emergency Preparedness  
Beginner badge: Cleaning Up / Water Conservation  
Beginner badge: Cleaning Up / Recycling  
Beginner badge: Each Other / Bibliophile Badging

**Sandy Japhet: S-Japhet, #8158**

Beginner badge: Garden Gate / Heirlooms Forever!  
Beginner badge: Cleaning Up / Shopping Green  
Beginner badge: Cleaning up / Recycling  
Beginner badge: Each Other / Plant It Forward  
Beginner badge: Each Other / Entrepreneurial Spirit

**Sara Knight: YellowRose, #6034**

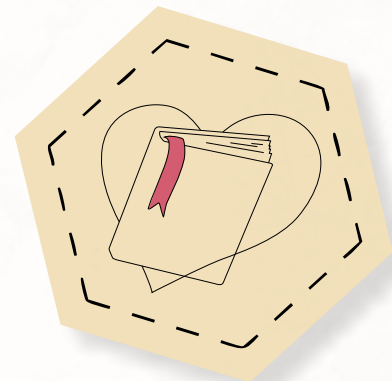


Beginner badge: Stitching & Crafting / Ink Slinger  
Intermediate badge: Stitching & Crafting / Ink Slinger  
Beginner badge: Stitching & Crafting / Ink Slinger

**Stacy Sundgren: slsundgren, #7112**

Beginner badge: Each Other / Families Forever  
Beginner badge: Each Other / Reading, 'Riting, and 'Rythmatic  
Beginner badge: Each Other / Civics Challenge  
Beginner badge: Each Other / Bibliophile Badging  
Beginner badge: Each Other / Know Your Roots  
Intermediate badge: Each Other / Know Your Roots  
Beginner badge: Each Other / Farmgirl Grammar  
Beginner badge: Each Other / Farmgirl Gratitude

**Susan Whitakerhill: Manayleavess, #4114**

Beginner badge: Make It Easy / Music  
Intermediate badge: Make It Easy / Music





continued...

**Teresa Roberson: #7386**

Beginner badge: Cleaning Up / Going Green  
Intermediate badge: Cleaning Up / Going Green  
Beginner badge: Each Other / Public Service  
Expert badge: Make It Easy / Emergency Preparedness  
Intermediate badge: Make It Easy / Let's Get Physical  
Intermediate badge: Garden Gate / Rootin' Tootin'  
Intermediate badge: Cleaning Up / Home Insulation  
Beginner badge: Make It Easy / Relaxation  
Intermediate badge: Make It Easy / Relaxation  
Expert badge: Stitching & Crafting / Ink Slinger  
Beginner badge: Farm Kitchen / Canning  
Intermediate badge: Farm Kitchen / Canning  
Expert badge: Farm Kitchen / Canning

**Terri Reynolds: Terri Reynolds, #8042**

Expert badge: Each Other / Civics Challenge  
Beginner badge: Each Other / Farmgirl Grammar  
Beginner badge: Each Other / Reading, 'Riting, and 'Rythmatic  
Beginner badge: Stitching & Crafting / Crochet

**Trinity Clark (mentoring sister: Annette Widmark, #6518)**

Beginner badge: Stitching & Crafting / Knitting

**Valerie Phillips: Valerie J Phillips, #8090**


Beginner badge: Farm Kitchen / Bread Making  
Intermediate badge: Farm Kitchen / Bread Making  
Beginner badge: Each Other / Bibliophile Badging  
Beginner badge: Each Other / Farmgirl Gratitude

**Wendy Fisher: #8091**


Beginner badge: Each Other / Bibliophile Badging  
Beginner badge: Garden Gate / Herbs  
Intermediate badge: Garden Gate / Herbs

**Winnie Nielsen: Red Tractor Girl, #3109**

Beginner badge: Outpost / Speak for the Trees  
Intermediate badge: Outpost / Speak for the Trees  
Expert badge: Outpost / Speak for the Trees  
Beginner badge: Garden Gate / Weather  
Intermediate badge: Garden Gate / Weather  
Expert badge: Garden Gate / Weather








"Autumn had  
arrived—  
the last blossom  
whispered,  
let me stay awhile."

— Meeta Ahluwalia





## Little Miss Merit Badge Salutes You!

MaryJane,  
You do so much for the enjoyment and empowerment of others—thank you. I appreciate your publications, cookbooks, and outlook! Especially pleased that you started a Merit Badge program, in honor of which I would like to share my memoir with you as a token and thank you.


Badge On!  
Ronda Beaman

Dr. Ronda Beaman  
CCO, Peak Learning, Inc.  
Founder and Executive Director, Dream Makers SLO  
Clinical Professor, Orfalea College of Business  
Author, *Little Miss Merit Badge* and *You're Only Young Twice*  
Speaker, TEDx: *Hokey Pokey and the Meaning of Life*

**TED**

If you have an extra hour and could use a boost of inspiration, I recommend Rhonda's TED talk: *Hokey Pokey and the Meaning of Life.*





# Merit Badge Planner

Here 'tis—perfect for life during quarantine. Our 2020 Farmgirl Sisterhood Merit Badge Planner features a descriptive page for every level of badge (all 133 of them!). Even though it contains a goals calendar, it's designed to work around your schedule. With inspirational sayings scattered throughout, it's a farmgirl must-have for keeping track of badges you've earned and badges you hope to earn. With plenty of space given to "notes," its fold-back cover makes for easy writing, especially while on-the-go. Each section is clearly labeled with cardstock tabs to make locating badges a breeze. Order yours today!

**\$36.<sup>79</sup>**







"[Autumn] looked like the world was covered in a cobbler crust of brown sugar and cinnamon."

- Sarah Addison Allen



reading  
with  
Donna



I'd like to introduce you to Donna Everhart (Farmgirl Sister #7913). Donna is the *USA Today* bestselling author of Southern fiction with authenticity and grit, including the Southeastern Library Association Award-winning *The Road to Bittersweet* and her most recent novel, *The Moonshiner's Daughter*. Born and raised in Raleigh, North Carolina, she now lives just an hour away in Dunn, along with her husband and a tiny, heart-stealing Yorkshire terrier named Mister. Visit her online at [DonnaEverhart.com](http://DonnaEverhart.com).

Meg

# Farmgirl BOOK CLUB

Reading WITH **DONNA**, OCT/NOV 2020

## Best-Laid Plans

I am blessed to live in a world of books, both as a reader and as an author. For me, there's something about reading in a group of real-life friends, sharing wonderful books, that makes the world of books a warmer, richer place. This comradery is why I've been a member of the Farmgirl Book Club since it started in 2018.

For anyone who's new to the Farmgirl Book Club, here's how it works ...

In each issue of *MaryJanesFarm*, we suggest several new books, usually coinciding with a different theme and always the kinds of reads that are fun to share and discuss. You pick whichever one tickles your fancy—whether that's all of them, or just one, or something that's not on the list at all! Then we all get together at [Facebook.com/groups/FarmgirlBookClub](https://www.facebook.com/groups/FarmgirlBookClub) to talk about what we're reading. From time to time, an author will join us for a group chat, and there are other fun things like giveaways and surprises.

I'm excited to hear from you, so stop on by our Facebook page, say hello, and let everyone know what you've been reading lately.

Happy reading!

Farmgirl Sister #7913

Dear Farmgirls,

"Man plans and God laughs." As we continue through this year of uncertainties and "new normals," I find this old adage comes to mind again and again. Whether you're someone who prepares detailed master plans for everything from travel trips to grocery lists or you're comfortable with taking things as they come, more often than not, we've all had the frustrating experience of seeing a best-laid plan fall apart. After all, life is unpredictable! But it feels like that has been especially true of late.

Maybe you had to cancel a summer vacation or a wedding or a birthday party, or maybe there's a high-school or college senior in your life who had to miss the large graduation celebrations they'd been looking forward to. Perhaps you are coping with an unexpected change in employment. Or maybe you've suffered the sudden loss of a loved one this year and are finding your footing in the wake of that grief. One thing we can all count on is that our current reality is one none of us could possibly have planned for.

In this issue, we're reading novels about people whose best-laid plans have gone awry, some in minor ways and others in major ones. Whether they adapt with grace, blindly plow forward, find themselves frozen in place, or stubbornly hold on to the way they expected things to go, these characters are all adjusting to unexpected circumstances.

What plans did you make for this year, only to have them radically shift or completely fall through? Come meet us at [Facebook.com/groups/FarmgirlBookClub](https://www.facebook.com/groups/FarmgirlBookClub) and let us know what you've done to cope with the challenge. I'm looking forward to discussing this theme and these novels with you.





continued...



### **Murder Cuts the Mustard**

by Jessica Ellicott

This delightful mystery takes place in a small English village just after WWI, where two best friends and sleuths-of-a-certain-age decide to set up a private investigation agency. Their personalities couldn't be more different—Beryl is a brash, adventurous American, while Edwina is a timid, prim-and-proper Brit—but the wonderfully mismatched pair have a knack for solving mysteries. They're excited to take on paying clients and get their fledgling detective agency off the ground, but those plans get waylaid when Edwina's own gardener is accused of murder and

they need to put their aspirations on hold in order to clear his name. In addition to the fun dynamic between the sleuthing duo, this novel offers an interesting look at life in a small village as England was trying to rebound from the Great War, when the men who survived came home with severe trauma. It gives a sense of how deeply the upheaval of war transformed people's lives, with changes in social and economic order, technology, and even hairstyles. If you enjoy this charming British mystery, you're in luck, because the next Beryl and Edwina Mystery by Jessica Ellicott, *Murder Comes to Call*, hits bookstores and library shelves on October 27. You can plan on it!



### **Wednesday Walks & Wags**

by Melissa Storm

If, like me, you've experienced what it's like to throw out your plans and reprioritize your life in the wake of a cancer diagnosis, this heartwarming, cheerful novel will definitely hit home. Bridget is recovering from the emotional toll of losing her mother to cancer. Between settling into a new home and juggling her busy life as a college student, vet tech, and animal-shelter volunteer, it's clear that she's trying to avoid grief by overloading her days with structure and staying too busy to think, let alone feel anything. Luckily, she has the

support of three wonderful friends who understand all too well what she's experiencing, as well as three adorable dogs—a loudmouthed Pomeranian with a huge personality, a mischievous rottie, and a cuddly pit-bull mix—to give her comfort and make her laugh. The last thing she wants—or expects—are the emotions that come with opening your heart to someone new. As she says very early in the story, she “didn't plan on making any new friends, and she always preferred life when it went to plan.” Famous last words! Especially since her new apartment comes with a handsome dog lover for a neighbor ...

Join us on the Farmgirl Book Club Facebook Group to learn more, meet the authors, enter giveaways, and talk about books. [Facebook.com/groups/FarmgirlBookClub](https://www.facebook.com/groups/FarmgirlBookClub)

### **Romancing Nadine**

by Amy Lillard

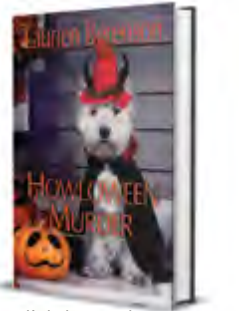
For the sensible and pragmatic 60-something Nadine Burkhart, falling in love is definitely not a part of her plan. A widow who expects to spend the rest of her life tending to the needs of her granddaughter and daughter-in-law, she truly thinks the fun times are behind her. So she balks when Amos, a bachelor her age, asks if he can court her. Luckily, Amos is undeterred, and after spending his whole life focused on work, he's ready to enjoy the time he has left. With gentle persistence, he tries again and again to win her over in the sweetest ways. This uplifting story is definitely a lesson in not being so stubborn about sticking to a plan if a better one happens to present itself.



### **Howloween Murder**

by Laurien Berenson

There's never a dull day in the life of Melanie Travis, who's not only the proud parent of six(!) prize-winning poodles and three kids ranging from toddler to teenager, but also a special-needs teacher and the unofficial amateur sleuth for her Connecticut hometown. In this cute, lighthearted mystery, Melanie and a fellow teacher have been put in charge of planning the annual Halloween costume party at the elite private school where they work. Each year, the headmaster's assistant, Harriet, makes trays and trays of marshmallow puffs for the occasion, and gorging on the delicious treats has become a beloved tradition. But when the police come to confiscate the entire batch because Harriet has been accused of poisoning her neighbor, a lot more is at stake than the delicious treats! Luckily, Melanie is more than happy to ditch her party-planning responsibilities so she can clear her beloved colleague's name.



### **Piece by Piece**

by Laura Bradford

Danielle Parker is a “Gold-Medal Mom”—the super-organized kind who approaches every day with a master plan and never met a checklist she didn't like ... until her life is completely turned upside down in one moment when her entire family is killed in a car accident. Wrestling with unbearable grief, Danielle is consumed with anger and despair at the unfairness of it all. And to top it all off, she soon realizes that she's carrying her late husband's baby. The complicated emotions about her pregnancy leave her feeling isolated and confused, and she knows she can't do this alone. Taking refuge with an old Amish friend, Danielle begins to slowly put herself back together, piece by piece. Immersed in the simple way of Amish life, Danielle is able to walk through the fire of her grief, accept the ways life continues to surprise us with both hardships and unexpected joys, and begin planning a hopeful new future with her soon-to-be-born child.





# Fresh from ... MARYJANES FARM

Our flagship organic baking mix—Budget Mix® Original (available also in Gluten Free) has given birth to nine new versions. All decked out in their new attire (packaging), they're ready to help you with your next standout homemade meal.

For those of you unfamiliar with the versatility of our Budget Mix, you'll find more than a dozen recipes with each package—

delectable things like: *biscotti*, tortillas, biscuits,

*pizza*, breakfast dishes, *cakes*, crepes,

sticky buns, crackers, cupcakes, *cookies*,

muffins, pie crusts, *quiche*,

and more, including

directions for

MaryJane's signature

one-skillet BakeOver® idea.



Artisan Organic Brownies



## 11 Budget Mix versions to choose from:

- Organic Budget Mix Original
- Organic Budget Mix Gluten Free
- Organic Black Bean Corn Bread
- Organic Buttermilk Biscuits
- Organic Brownies
- Organic Chili Batter Bread
- Organic Corn Bread
- Organic Focaccia Bread
- Organic Garlic-Basil Bread
- Organic Walnut-Orange Scones
- Organic Shepherd's Pan Bread

We'd love to hear from you!  
Our baking mixes are available online at  
[MaryJanesFarm.org](http://MaryJanesFarm.org)  
or give us a call at 888-750-6004.





Each issue of MaryJanesFarm

is filled with gardening guidance, delightful craft projects, and scores of delicious seasonal recipes. Plus, you'll read ideas for vintage collecting, earth-friendly living, and more.



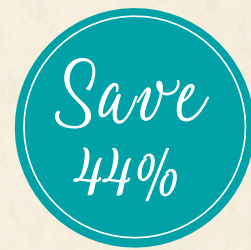
Enjoy the simply, healthy and heartwarming pleasures of MaryJanesFarm all through the coming year.



SUBSCRIBE NOW!

at [MaryJanesFarm.org](http://MaryJanesFarm.org),  
and get the next six issues

FOR ONLY \$19.95





# MARYJANE'S farm

OCT/NOV 2020 ISSUE

Be at Home

## Contents



### But first ... SOME FUN!

- 11 Farmgirl Finds (staff picks)
- 12 Farmgirl Expressions (artwork with farmgirl flair)

Whether you're a city chick or a farm chick, we're here to help guide you back to your farmgirl roots, back to healthful eating, next door with biscuits, downtown for an evening of crocheting with friends, uptown in a dress-up apron, and stardard to your dreams—maybe even a farm of your own. Subscribe, join in, and sign up today! [MaryJanesFarm.org](http://MaryJanesFarm.org).




70

### CREATIVE WAYS TO CONNECT YOUR HOME TO

## Nature

58



### ST. ANNE THE TART: A BAKERY-CAFÉ'S QUARANTINE SURVIVAL



42

### COOKING WITH PUMPKIN

(IT'S NOT JUST FOR PIES!)



52

### ART-TOP BREADS



78

### RAISING HERITAGE TURKEYS



### NOVEMBER'S THE TIME TO SOW NATIVE SEEDS

90



### Join Our E-mail List Weekly Blogs and Recipes

your e-mail

Sign up at: [MaryJanesFarm.org](http://MaryJanesFarm.org)

Weekly blogs, unique and yummy recipes, craft ideas, tips, and more.

Here for Life

- Editor's Note ..... 5
- Letters to Us ..... 8
- Farmgirl Finds
  - Staff Picks ..... 11
- Farmgirl Expressions
  - Artwork with Farmgirl Flair ..... 12
- Home Safe Home
  - Advice & Tips ..... 14
- Keeping in Touch
  - Readers Write ..... 21
- Newsroom ..... 26
- Health & Wellness ..... 35
- Farm Life with MaryJane ..... 40
  - Organic Food ..... 42
  - Community ..... 58
  - Cleaning Up ..... 68
  - Outdoors/Gardening/Farming ..... 70
  - Cooking with Cast Iron ..... 92
  - Here's the Thing ..... 96







## Magazines, Books & More

Our Oct/Nov issue (**Be at Home**) will hit newsstands on **Sept. 8**. In it, you'll find lots of delicious recipes for cooking with pumpkin (it's not just for pies!), and more recipes for gorgeous art breads. You'll also find creative ways to connect your home to nature and learn the ins and outs of raising heritage turkeys. Don't risk missing *MaryJanesFarm* magazine on newsstands.

[Click here](#) to subscribe to *MaryJanesFarm* magazine.

If you're a subscriber, you should receive your magazine soon. (Those of you near postal hubs get faster delivery; rural delivery takes a little longer.) If you don't receive your magazine, you can call our publisher's subscription department at 800-476-4611 to check on your delivery.



## MaryJanesFarm Calendar

Our 2020 calendar is still available. Each month's top page features a full-color image from our farm and each calendar page includes dates, holidays, inspirational sayings, lunar phases, and fabulous farmgirl culture. This is a Project F.A.R.M. (First-class American Rural Made) product. All 26 pages are printed here at the farm on 8 1/2" x 11" card stock and are bound with black spiral wire, unfolding to 11" x 17".

8,191 Sisterhood members  
and 12,180 Merit Badges  
earned—growing stronger  
every day!

## Current Holidays:

- September 01 ~ Apple Festival Month at MaryJanesFarm!
- September 07 ~ Labor Day
- September 08 ~ International Literacy Day
- September 13 ~ Grandparents' Day
- September 17 ~ Citizenship Day
- September 21 ~ International Day of Peace
- September 22 ~ Autumnal Equinox: First Day of Autumn
- September 26 ~ National Public Lands Day
- September 27 ~ Farmgirl Apple Pie Sunday
- September 28 ~ Good Neighbor Day



Now  
only \$5!